

ภาคผนวกที่ 4

เอกสารสอบเทียบความถูกต้องของเครื่องมือตรวจวัดคุณภาพสิ่งแวดล้อม

**ตารางสรุปรายการเอกสารการสอบเทียบความถูกต้องของเครื่องมือเก็บตัวอย่าง
และเครื่องมือตรวจวิเคราะห์คุณภาพสิ่งแวดล้อม**

รายการตรวจวัด	เครื่องมือเก็บตัวอย่าง	เครื่องมือตรวจวิเคราะห์
	ชื่อเครื่องมือ	ชื่อเครื่องมือ
1. คุณภาพอากาศในบรรยากาศ Formaldehyde	Gas Sampler Box No. B01, B05, B06, B09, B16, B17	HPLC
Methanol	Mass Flow Meter	GC/MS
NO ₂	NO ₂ Analyzer No. R11	NO ₂ Analyzer No. R11
2. คุณภาพอากาศจากปล่อง CO	Personal Pump SKC No.R44 Rotameter No. H-R01	Digital Balance
NO _x	Vacuum Gauge	Spectrophotometer
Formaldehyde	Personal Pump SKC No. R08, R14, R15 Rotameter No. L-R01, R04	Digital Balance
Methanol	Personal Pump SKC No. R08, R14 Rotameter No. L-R04	Digital Balance
3. ระดับเสียง L _{eq} 24 hr และ L ₉₀	Acoustic Calibrator Sound Level Meter ACO-R12, R21, R31, R38, R50	- -
4. คุณภาพน้ำ pH	-	pH Meter
TSS	-	Digital Balance
TDS	-	Digital Balance
BOD ₅	-	BOD Analyzer
COD	-	COD Reactor
Grease & Oil	-	Digital Balance
Formaldehyde	-	Spectrophotometer
Methanol	-	Spectrophotometer
TPH	-	Digital Balance
5. คุณภาพอากาศในสถานประกอบการ Formaldehyde	Personal Pump SKC No. B05, B49, B67, B68, B72, R12, R18, R25, R33, R35, R38 Rotameter No. L-R04	GC/MS
Methanol	Personal Pump SKC No. B44, B57, B58, B68, B77, R07, R18, R25, R38, R40 Rotameter No. L-R04	GC/MS
6. ระดับเสียงในการทำงาน Leq	Acoustic Calibrator Sound Level Meter ACO-R40, R41, R50, R51, R52 CR-B03	- -
Noise Dose	Noise Dose Meter No. NMD-B17,B18, B19, B20	-

คุณภาพอากาศในบรรยากาศ



บริษัท เอส.พี.เอส. คอนซัลติ้ง เซอร์วิส จำกัด

S.P.S. CONSULTING SERVICE CO., LTD.

7 ซอยพหลโยธิน 24 ถนนพหลโยธิน แขวงจอมพล เขตจตุจักร กรุงเทพฯ 10900

7 Soi Phaholyothin 24, Phaholyothin Rd., Jompol, Chatuchak, Bangkok 10900

Tel : (662) 939-4370-72, Fax : (662) 513-4221, E-mail : sale@spscon.com., www.spscon.com

Gas Sampler Box Calibration Report

Calibration Method : Dry Cal Primary Flowmeter

Model : Dry Cal DCL-ML

S/N : 136164


Calibration Data

Gas Sampler Data		Calibration Data					
No.	Rotameter	Date	Setting (Constant Flow) (ml/min)	Actual Flow Rate (ml/min)			
				Sampling Line A		Sampling Line B	
				Normal Condition	Standard Condition	Normal Condition	Standard Condition
B01	2 (A&B)	01/12/2021	200	200.6	199.1	200.7	199.2
B02	2 (A&B)	01/12/2021	200	200.5	199.1	200.4	199.0
B03	2 (A&B)	01/12/2021	200	200.6	199.2	200.5	199.1
B04	2 (A&B)	01/12/2021	200	200.5	199.0	200.5	199.1
B05	2 (A&B)	01/12/2021	200	200.7	199.2	200.6	199.2
B06	2 (A&B)	02/12/2021	200	200.6	199.2	200.6	199.1
B07	2 (A&B)	02/12/2021	200	200.5	199.1	200.4	199.0
B08	2 (A&B)	02/12/2021	200	200.6	199.2	200.7	199.2
B09	2 (A&B)	02/12/2021	200	200.5	199.1	200.5	199.0
B10	2 (A&B)	02/12/2021	200	200.5	199.1	200.6	199.1
B11	2 (A&B)	02/12/2021	200	200.5	199.1	200.6	199.2
B12	2 (A&B)	03/12/2021	200	200.5	199.0	200.5	199.1
B13	2 (A&B)	03/12/2021	200	200.4	199.0	200.5	199.0
B14	2 (A&B)	03/12/2021	200	200.5	199.0	200.6	199.1
B15	2 (A&B)	03/12/2021	200	200.6	199.2	200.5	199.1
B16	2 (A&B)	03/12/2021	200	200.5	199.1	200.6	199.2
B17	2 (A&B)	03/12/2021	200	200.5	199.1	200.4	199.0

Calibrated by :



Approved by :





บริษัท เอส.พี.เอส. คอนซัลติ้ง เซอร์วิส จำกัด
S.P.S. CONSULTING SERVICE CO., LTD.
7 ซอยพหลโยธิน 24 ถนนพหลโยธิน แขวงจอมพล เขตจตุจักร กรุงเทพฯ 10900
7 Soi Phaholyothin 24, Phaholyothin Rd., Jompol, Chatuchak, Bangkok 10900
Tel : (662) 939-4370-72, Fax : (662) 513-4221, E-mail : sale@spscon.com., www.spscon.com

Gas Sampler Box Calibration Report

Calibration Method : Dry Cal Primary Flowmeter


Model : Dry Cal DCL-ML

S/N : 136164

Calibration Data

Gas Sampler Data		Calibration Data					
No.	Rotameter	Date	Setting (Constant Flow) (ml/min)	Actual Flow Rate (ml/min)			
				Sampling Line A		Sampling Line B	
				Normal Condition	Standard Condition	Normal Condition	Standard Condition
B01	2 (A&B)	03/03/2022	200	200.5	199.0	200.4	199.0
B02	2 (A&B)	03/03/2022	200	200.3	198.9	200.5	199.1
B03	2 (A&B)	03/03/2022	200	200.5	199.1	200.5	199.0
B04	2 (A&B)	03/03/2022	200	200.4	198.9	200.6	199.2
B05	2 (A&B)	03/03/2022	200	200.5	199.1	200.5	199.1
B06	2 (A&B)	03/03/2022	200	200.6	199.2	200.4	199.0
B07	2 (A&B)	03/03/2022	200	200.5	199.0	200.5	199.1
B08	2 (A&B)	03/03/2022	200	200.5	199.1	200.5	199.0
B09	2 (A&B)	03/03/2022	200	200.6	199.2	200.5	199.1
B10	2 (A&B)	03/03/2022	200	200.4	198.9	200.5	199.0
B11	2 (A&B)	03/03/2022	200	200.6	199.2	200.6	199.1
B12	2 (A&B)	03/03/2022	200	200.5	199.1	200.6	199.2
B13	2 (A&B)	03/03/2022	200	200.5	199.1	200.5	199.1
B14	2 (A&B)	03/03/2022	200	200.6	199.1	200.6	199.2
B15	2 (A&B)	03/03/2022	200	200.6	199.1	200.5	199.0
B16	2 (A&B)	03/03/2022	200	200.4	199.0	200.5	199.1
B17	2 (A&B)	03/03/2022	200	200.5	199.0	200.5	199.1

Calibrated by :



Approved by :





บริษัท เอส.พี.เอส. คอนซัลติ้ง เซอร์วิส จำกัด
S.P.S. CONSULTING SERVICE CO., LTD.
7 ซอยพหลโยธิน 24 ถนนพหลโยธิน แขวงจอมพล เขตจตุจักร กรุงเทพฯ 10900
7 Soi Phaholyothin 24, Phaholyothin Rd., Jompol, Chaluchak, Bangkok 10900
Tel : (662) 939-4370-72, Fax : (662) 513-4221, E-mail : sale@spscon.com., www.spscon.com

Gas Sampler Box Calibration Report

Calibration Method : Dry Cal Primary Flowmeter


Model : Dry Cal DCL-ML

S/N : 136164


Calibration Data

Gas Sampler Data		Calibration Data					
No.	Rotameter	Date	Setting (Constant Flow) (ml/min)	Actual Flow Rate (ml/min)			
				Sampling Line A		Sampling Line B	
				Normal Condition	Standard Condition	Normal Condition	Standard Condition
B01	2 (A&B)	01/06/2022	200	200.4	199.0	200.6	199.2
B02	2 (A&B)	01/06/2022	200	200.6	199.1	200.5	199.0
B03	2 (A&B)	03/06/2022	200	200.5	199.0	200.5	199.1
B04	2 (A&B)	02/06/2022	200	200.5	199.1	200.6	199.2
B05	2 (A&B)	01/06/2022	200	200.4	199.0	200.5	199.1
B06	2 (A&B)	01/06/2022	200	200.5	199.1	200.4	198.9
B07	2 (A&B)	03/06/2022	200	200.3	198.9	200.5	199.1
B08	2 (A&B)	01/06/2022	200	200.5	199.1	200.4	199.0
B09	2 (A&B)	01/06/2022	200	200.4	199.0	200.3	198.9
B10	2 (A&B)	02/06/2022	200	200.5	199.0	200.5	199.0
B11	2 (A&B)	01/06/2022	200	200.4	199.0	200.7	199.2
B12	2 (A&B)	01/06/2022	200	200.5	199.1	200.5	199.0
B13	2 (A&B)	02/06/2022	200	200.4	199.0	200.5	199.1
B14	2 (A&B)	02/06/2022	200	200.5	199.0	200.4	198.9
B15	2 (A&B)	03/06/2022	200	200.6	199.2	200.6	199.2
B16	2 (A&B)	01/06/2022	200	200.5	199.0	200.5	199.1
B17	2 (A&B)	01/06/2022	200	200.5	199.0	200.4	199.0

Calibrated by :



Approved by :



Certificate of System Qualification

GC-OQ + GCMS-OQ

System ID: GC/MS
Organization Name: S.P.S. Consulting service
Organization Location: 7 Soi Phaholyothin Road, Ladyao, Khet Jatujak, Bangkok, 10900

Date: March 22, 2021 10:41:18 AM
EQP Name: AgilentRecommended , AgilentRecommended
EQP Revision: GC.02.51, GCMS.02.51
Overall Qualification Status: Pass

System Inspection and Basic Safety and Operation

Name: 7890
Setpoint Status: Pass

Overall System Inspection and Basic Safety and Operation Test Status

Pass

Inlet Pressure Accuracy

Name: 7890
Front SSL
Setpoint Status: Pass

	Setpoint		Actual	
Inlet Pressure:	25.0	psi	24.9	psi
Accuracy:			0.1	psi
Agilent Recommended:			<= 1.2	

Overall Inlet Pressure Accuracy Test Status

Pass

Inlet Pressure Decay

Date: March 22, 2021 10:41:18 AM
System ID: GC/MS

Name: 7890
Back SSL

Setpoint Status:

Pass

Pressure:

25.0 psi

Pressure Change:

-0.1 psi /5 minutes

Agilent Recommended:

>= -2.0 and <= 0.5

Overall Inlet Pressure Decay Test Status

Pass

Inlet Pressure Accuracy

Name: 7890
Back SSL

Setpoint Status:

Pass

Setpoint

Actual

Inlet Pressure: 25.0 psi

24.9 psi

Accuracy:

0.1 psi

Agilent Recommended:

<= 1.2

Overall Inlet Pressure Accuracy Test Status

Pass

Detector Flow Accuracy

Name: 7890
Front FID

Setpoint Status:

Pass

Flow Type:

Fuel

Setpoint:

30.0 mL/min

Measured Flow:

29.9 mL/min

Accuracy:

0.1 mL/min

Agilent Recommended:

<= 10.0 % setpoint

(3.0 mL/min)

Limit is percentage of setpoint or 0.5 mL/minute, whichever is largest.

Date: March 22, 2021 10:41:18 AM
System ID: GC/MS

Setpoint Status:

Pass

Flow Type:

Oxidizer

Setpoint:

400.0

mL/min

Measured Flow:

399.8

mL/min

Accuracy:

0.2

mL/min

Agilent Recommended:

<=

10.0

% setpoint

(

40.0

ml/min

)

Limit is percentage of setpoint or 0.5 ml/minute, whichever is largest.

Setpoint Status:

Pass

Flow Type:

Makeup

Setpoint:

25.0

mL/min

Measured Flow:

24.9

mL/min

Accuracy:

0.1

mL/min

Agilent Recommended:

<=

10.0

% setpoint

(

2.5

ml/min

)

Limit is percentage of setpoint or 0.5 ml/minute, whichever is largest.

Overall Detector Flow Accuracy Test Status

Pass

GC Oven Temperature Accuracy

Name:

7890

Setpoint Status:

Pass

Zone:

Oven

Setpoint/Actual

Temperature:

230.0

230.0

°C

Accuracy:

0.0

°C

Agilent Recommended:

>=

-1.0

% setpoint in K

(

-5.0

°C

)

<=

1.0

% setpoint in K

(

5.0

°C

)

Date:

March 22, 2021 10:41:18 AM

System ID:

GC/MS

Setpoint Status:

Pass

Zone:

Oven

Setpoint/Actual

Temperature:

100.0 100.0 °C

Accuracy:

0.0 °C

Agilent Recommended:

>= -1.0 % setpoint in K

(-3.7 °C)

<= 1.0 % setpoint in K

(3.7 °C)

Overall GC Oven Temperature Accuracy Test Status

Pass

GC Oven Temperature Stability

Name:

7890

Setpoint Status:

Pass

Setpoint/Average

Temperature:

100.0 100.05 °C

Stability:

0.1 °C

Agilent Recommended:

<= 0.5

Overall GC Oven Temperature Stability Test Status

Pass

Scouting Run

Tested Combination2

Back

SSL

/ Front

FID

Manual Injection

Name:

Not applicable

Setpoint Status:

Completed

Injection Volume on Column:

1.0 uL

Overall Scouting Run Status

Completed

Signal to Noise

Tested Combination2

Back

SSL

/ Front

FID

Date:

March 22, 2021 10:41:18 AM

System ID:

GC/MS

Manual Injection

Name: 7890

Setpoint Status: Pass

Signal to Noise: 1711991

Agilent Recommended: \geq 300000

Overall Signal to Noise Test Status

Pass

Noise and Drift

Tested Combination2	Back	SSL	/ Front	FID
Name:	7890			

Setpoint Status: Pass

Base Signal: 14.0 pA

	ASTM Noise counts	Drift counts/Hr
	384.56	178.79
Agilent Recommended:	\leq 768.00	\leq 19200.00
Status:	Pass	Pass

Overall Noise and Drift Test Status

Pass

Log Amp

Tested Combination1	Front	SSL	/ External	SQ
Name:	5975C inert XL with TAD			

Setpoint Status: Pass

Overall Log Amp Test Status

Pass

RFPA

Date: March 22, 2021 10:41:18 AM
System ID: GC/MS

Tested Combination1	Front	SSL	/ External	SQ
Name:	5975C inert XL with TAD			
Setpoint Status:	Pass			
Amu:	1050	m/z	Drift After Five Minutes:	RFPA Voltage:
			4	485
			mV	mV
Agilent Recommended:	>=	-100	and	<= 100
				<= 1100

Overall RFPA Test Status

Pass

Tune EI

Tested Combination1	Front	SSL	/ External	SQ
Name:	5975C inert XL with TAD			
Setpoint Status:	Pass			
Filament:	1			
Setpoint Status:	Pass			
Filament:	2			

Overall Tune EI Test Status

Pass

Signal to Noise EI

Tested Combination1	Front	SSL	/ External	SQ
Name:	5975C inert XL with TAD			
Source:	EI - Standard (Stainless Steel)		Filament:	1
Setpoint Status:	Pass			
Signal to Noise:	925			
Agilent Recommended:	>= 320			

Date: March 22, 2021 10:41:18 AM
System ID: GC/MS

Source: EI - Standard (Stainless Steel) Filament: 2

Setpoint Status: Pass

Signal to Noise: 672

Agilent Recommended: \geq 320

Overall Signal to Noise EI Test Status

Pass

Instrument Details

Purpose

This section describes the as found system configuration.

Details

System

System ID	GC/MS
Manufacturer	Agilent Technologies
Name	7890
Flow Data Input	Manual Data
Temperature Data Input	Manual Data or Other Data Logging

Tested Combination1

Injection Technique	Manual Injection
Sampler Identifier	Sampler 1
Inlet	Front
Detector	External
LTM Included?	No

Tested Combination2

Injection Technique	Manual Injection
Sampler Identifier	Sampler 2
Inlet	Back
Detector	Front
LTM Included?	No

Sampler 1

Manufacturer	Agilent Technologies
Type	Manual Injection
Usage	Sample Injection
Syringe Volume (µL)	10

Sampler 2

Manufacturer	Agilent Technologies
Type	Manual Injection
Usage	Sample Injection
Syringe Volume (µL)	10

Date: March 22, 2021 10:41:18 AM
System ID: GC/MS

Mainframe 1

Manufacturer	Agilent Technologies
Name	7890
Model Number	G3440A
Serial Number	CN10925120
Firmware Revision	A.01.10.3
Oven Type	Standard

Inlet 1

Manufacturer	Agilent Technologies
Name	7890
Type	SSL
Location	Front
Carrier Gas	Helium
Control Type	Electronic Pressure Control (EPC)
Purged Inlet	Yes

Inlet 2

Manufacturer	Agilent Technologies
Name	7890
Type	SSL
Location	Back
Carrier Gas	Helium
Control Type	Electronic Pressure Control (EPC)
Purged Inlet	Yes

Detector 1

Manufacturer	Agilent Technologies
Name	Mass Spectrometer
Type	Mass Spectrometer
Location	External

Detector 2

Manufacturer	Agilent Technologies
Name	7890
Type	FID
Adapter	Capillary
Control Type	Electronic Pressure Control (EPC)
Location	Front
Makeup Gas	Nitrogen

Mass Spectrometer 1

Manufacturer	Agilent Technologies
Type	SQ
Name	5975C inert XL with TAD
Serial Number	US91732743
Firmware Revision	Not applicable
High Vacuum System	Turbo Pump
Scouting Run Standard	OFN Std

MS EI Source 1

Manufacturer	Agilent Technologies
Source Type	EI - Standard (Stainless Steel)
Number of filaments	2

Electronic Signature

Purpose

This signature page was created and published because the ACE sign-off action was executed, which is valid for the entire document, including attachments. The ACE sign-off is an electronic signature that requires two distinct identification components: unique username and personal password. The Agilent representative who has delivered this service understands the meaning and legal status of an electronic signature. As a trained official operator, the Agilent representative has a unique password and logon to access ACE and electronically sign this document. (Other e-signatures can be applied to this document using a Document Content Management or other suitable method defined in your data access and control procedures.)

Details

Full Name of Signer:	Nattapat Hengcharoen
Logged On User Name:	nattapat.hengcharoen@agilent.com
Signature Creation Date:	March 22, 2021
Reason for Signature:	Executed protocol and published this original version of document

Regulatory Disclaimer

This document provides a protocol to verify and record instrument configuration and evidence of proper operation. It has been prepared from our interpretation of applicable regulations as well as industry best practices. The document is designed to provide an important component of a complete compliance package. Validation depends upon many factors and use of this protocol alone does not assure compliance. Agilent Technologies makes no promises or representations as to its sufficiency for any specific regulatory program.

Warranty

Agilent Technologies makes no warranty of any kind to this material, including but not limited to, the implied warranties or merchantability and fitness for a particular purpose. Agilent Technologies shall not be liable for errors contained herein or for incidental or consequential damages in connection with the furnishing, performance, or use of this material.

Date:	March 22, 2021 10:41:18 AM
System ID:	GC/MS

User Name: nattapat.hengcharoen
 Hostname: 5CG70212Y1

System Id: GC/MS
 Print Date: March 22, 2021 10:41:24 AM

OQ_SPS_GC-MS Transaction log :

Time	Transaction State	Activity Performed	Type of Transaction	Optional Information
March 19, 2021 12:15:46 PM	Audit	SessionCreated	Session	None
March 19, 2021 12:15:46 PM	Start	Configuration	Session	None
March 19, 2021 12:15:46 PM	Audit	Entitlement	Licensing	User is FieldEngineer and does not require an unlock code
March 19, 2021 12:21:07 PM	Audit	EqpLoaded	Session	EQP details for primary technique [Gc] - File path: [ProtocolPacks/Gc/Configurations/02.51/Gc.02.51.eqp], EQP File Name: [Gc.02.51.eqp], EQP Name: [AgilentRecommended] EQP details for hyphenated technique [GcMs] - File path: [ProtocolPacks/GcMs/Configurations/02.51/GcMs.02.51.eqp], EQP File Name: [GcMs.02.51.eqp], EQP Name: [AgilentRecommended]
March 19, 2021 12:21:16 PM	End	Configuration	Session	None
March 19, 2021 12:21:22 PM	Start	Qualification	Session	OQ
March 19, 2021 12:21:22 PM	Start	Execution	System Inspection and Basic Safety and Operation - 7890: - Qualitative Test - No setpoints associated	None

User Name: nattapat.hengcharoen
 Hostname: 5CG70212Y1

System Id: GC/MS
 Print Date: March 22, 2021 10:41:24 AM

OQ_SPS_GC-MS Transaction log :

Time	Transaction State	Activity Performed	Type of Transaction	Optional Information
March 19, 2021 1:38:58 PM	Start	Execution	System Inspection and Basic Safety and Operation - 7890: - Qualitative Test - No setpoints associated	None
March 19, 2021 1:39:56 PM	Start	Execution	System Inspection and Basic Safety and Operation - 7890: - Qualitative Test - No setpoints associated	None
March 19, 2021 1:40:12 PM	End	Execution	System Inspection and Basic Safety and Operation - 7890: - Qualitative Test - No setpoints associated	Run Count : 1
March 19, 2021 1:40:14 PM	Start	Execution	Inlet Pressure Accuracy - Front SSL: - Pressure Controlled Inlet - S: 25.0 psi - L: <= 1.2 psi	None
March 19, 2021 1:40:21 PM	End	Execution	Inlet Pressure Accuracy - Front SSL: - Pressure Controlled Inlet - S: 25.0 psi - L: <= 1.2 psi	Run Count : 1
March 19, 2021 1:40:24 PM	Start	Execution	Inlet Pressure Decay - Back SSL: - Pressure Controlled Inlet - S: 25.0 psi - L: >= -2.0 psi and <= 0.5 psi	None
March 19, 2021 1:40:34 PM	End	Execution	Inlet Pressure Decay - Back SSL: - Pressure Controlled Inlet - S: 25.0 psi - L: >= -2.0 psi and <= 0.5 psi	Run Count : 1
March 19, 2021 1:40:36 PM	Start	Execution	Inlet Pressure Accuracy - Back SSL: - Pressure Controlled Inlet - S: 25.0 psi - L: <= 1.2 psi	None
March 19, 2021 1:40:41 PM	End	Execution	Inlet Pressure Accuracy - Back SSL: - Pressure Controlled Inlet - S: 25.0 psi - L: <= 1.2 psi	Run Count : 1

Page 2 / 9

Date: March 22, 2021 10:41:18 AM
 System ID: GC/MS

User Name: nattapat.hengcharoen
 Hostname: 5CG70212Y1

System Id: GC/MS
 Print Date: March 22, 2021 10:41:24 AM

OQ_SPS_GC-MS Transaction log :

Time	Transaction State	Activity Performed	Type of Transaction	Optional Information
March 19, 2021 1:40:42 PM	Start	Execution	Detector Flow Accuracy - Front FID: - Type : Fuel - S: 30.0 mL/min - L: <= 10.0% setpoint	None
March 19, 2021 1:41:20 PM	Audit	Data	Detector Flow Accuracy - Front FID: - Type : Fuel - S: 30.0 mL/min - L: <= 10.0% setpoint	Manual Data Entry
March 19, 2021 1:41:22 PM	End	Execution	Detector Flow Accuracy - Front FID: - Type : Fuel - S: 30.0 mL/min - L: <= 10.0% setpoint	Run Count : 1
March 19, 2021 1:41:24 PM	Start	Execution	Detector Flow Accuracy - Front FID: - Type : Oxidizer - S: 400.0 mL/min - L: <= 10.0% setpoint	None
March 19, 2021 1:41:37 PM	Audit	Data	Detector Flow Accuracy - Front FID: - Type : Oxidizer - S: 400.0 mL/min - L: <= 10.0% setpoint	Manual Data Entry
March 19, 2021 1:41:40 PM	End	Execution	Detector Flow Accuracy - Front FID: - Type : Oxidizer - S: 400.0 mL/min - L: <= 10.0% setpoint	Run Count : 1
March 19, 2021 1:41:42 PM	Start	Execution	Detector Flow Accuracy - Front FID: - Type : Makeup - S: 25.0 mL/min - L: <= 10.0% setpoint	None
March 19, 2021 1:41:55 PM	Audit	Data	Detector Flow Accuracy - Front FID: - Type : Makeup - S: 25.0 mL/min - L: <= 10.0% setpoint	Manual Data Entry
March 19, 2021 1:41:56 PM	End	Execution	Detector Flow Accuracy - Front FID: - Type : Makeup - S: 25.0 mL/min - L: <= 10.0% setpoint	Run Count : 1
March 19, 2021 1:41:59 PM	Start	Execution	GC Oven Temperature Accuracy - 7890: - Temperature : Oven - S: 230.0°C - L: >= -1.0 AND <= 1.0 % setpoint in K	None

Page 3 / 9

Date: March 22, 2021 10:41:18 AM
 System ID: GC/MS

User Name: nattapat.hengcharoen
 Hostname: 5CG70212Y1

System Id: GC/MS
 Print Date: March 22, 2021 10:41:24 AM

OQ_SPS_GC-MS Transaction log :

Time	Transaction State	Activity Performed	Type of Transaction	Optional Information
March 19, 2021 1:42:27 PM	Audit	Data	GC Oven Temperature Accuracy - 7890: - Temperature : Oven - S: 230.0°C - L: >= -1.0 AND <= 1.0 % setpoint in K	Manual Data Entry
March 19, 2021 1:43:21 PM	Audit	Data	DataManager	DataManager was in a data verification state but the user chose to start over.
March 19, 2021 1:43:55 PM	Audit	Data	GC Oven Temperature Accuracy - 7890: - Temperature : Oven - S: 230.0°C - L: >= -1.0 AND <= 1.0 % setpoint in K	Manual Data Entry
March 19, 2021 1:43:57 PM	End	Execution	GC Oven Temperature Accuracy - 7890: - Temperature : Oven - S: 230.0°C - L: >= -1.0 AND <= 1.0 % setpoint in K	Run Count : 1
March 19, 2021 1:43:59 PM	Start	Execution	GC Oven Temperature Accuracy - 7890: - Temperature : Oven - S: 100.0°C - L: >= -1.0 AND <= 1.0 % setpoint in K	None
March 19, 2021 1:44:12 PM	Audit	Data	GC Oven Temperature Accuracy - 7890: - Temperature : Oven - S: 100.0°C - L: >= -1.0 AND <= 1.0 % setpoint in K	Manual Data Entry
March 19, 2021 1:44:14 PM	End	Execution	GC Oven Temperature Accuracy - 7890: - Temperature : Oven - S: 100.0°C - L: >= -1.0 AND <= 1.0 % setpoint in K	Run Count : 1
March 19, 2021 1:44:17 PM	Start	Execution	GC Oven Temperature Stability - 7890: - Temperature : Oven - S: 100.0°C - L: <= 0.5°C	None
March 19, 2021 1:45:12 PM	Audit	Data	GC Oven Temperature Stability - 7890: - Temperature : Oven - S: 100.0°C - L: <= 0.5°C	Manual Data Entry

Page 4 / 9

Date: March 22, 2021 10:41:18 AM
 System ID: GC/MS

User Name: nattapat.hengcharoen
 Hostname: 5CG70212Y1

System Id: GC/MS
 Print Date: March 22, 2021 10:41:24 AM

OQ_SPS_GC-MS Transaction log :

Time	Transaction State	Activity Performed	Type of Transaction	Optional Information
March 19, 2021 1:45:19 PM	End	Execution	GC Oven Temperature Stability - 7890: - Temperature : Oven - S: 100.0°C - L: <= 0.5°C	Run Count : 1
March 19, 2021 1:54:29 PM	Start	Execution	GC Scouting Run - Manual Injection, Back SSL, Front FID: - Part of System Preparation - No limits associated	None
March 19, 2021 2:33:24 PM	Start	Execution	GC Scouting Run - Manual Injection, Back SSL, Front FID: - Part of System Preparation - No limits associated	None
March 19, 2021 2:35:01 PM	Audit	AceClosed	Session	None
March 19, 2021 2:35:37 PM	Audit	AceRestarted	Session	None
March 19, 2021 2:35:38 PM	Audit	SessionReloaded	Session	None
March 19, 2021 2:35:41 PM	Start	Qualification	Session	OQ
March 19, 2021 2:35:41 PM	Start	Execution	GC Scouting Run - Manual Injection, Back SSL, Front FID: - Part of System Preparation - No limits associated	None
March 19, 2021 2:36:12 PM	Audit	Data	GC Scouting Run - Manual Injection, Back SSL, Front FID: - Part of System Preparation - No limits associated	Data files Path : E:\SPS\SCOUNT_FID.D\FID 1A.ch
March 19, 2021 2:36:32 PM	End	Execution	GC Scouting Run - Manual Injection, Back SSL, Front FID: - Part of System Preparation - No limits associated	Run Count : 1
March 19, 2021 2:36:36 PM	Start	Execution	Signal to Noise - Manual Injection, Back SSL, Front FID: - Detector FID - L: >= 300000	None

User Name: nattapat.hengcharoen
 Hostname: 5CG70212Y1

System Id: GC/MS
 Print Date: March 22, 2021 10:41:24 AM

OQ_SPS_GC-MS Transaction log :

Time	Transaction State	Activity Performed	Type of Transaction	Optional Information
March 19, 2021 2:36:46 PM	Audit	Data	Signal to Noise - Manual Injection, Back SSL, Front FID: - Detector FID - L: >= 300000	Data files Path : E:\SPS\SN_FID.D\FID1A.ch
March 19, 2021 2:37:00 PM	End	Execution	Signal to Noise - Manual Injection, Back SSL, Front FID: - Detector FID - L: >= 300000	Run Count : 1
March 19, 2021 2:37:06 PM	Start	Execution	Noise and Drift - Front FID: - Detector FID - L (Noise): <= 0.10 pA - L (Drift): <= 2.50 pA/hour	None
March 19, 2021 3:46:48 PM	Start	Execution	Noise and Drift - Front FID: - Detector FID - L (Noise): <= 0.10 pA - L (Drift): <= 2.50 pA/hour	None
March 19, 2021 3:47:08 PM	Audit	Data	Noise and Drift - Front FID: - Detector FID - L (Noise): <= 0.10 pA - L (Drift): <= 2.50 pA/hour	Data files Path : E:\SPS\ND_FID.D\FID1A.ch
March 19, 2021 3:47:30 PM	End	Execution	Noise and Drift - Front FID: - Detector FID - L (Noise): <= 0.10 pA - L (Drift): <= 2.50 pA/hour	Run Count : 1
March 19, 2021 3:47:32 PM	Start	Execution	Log Amp - 5975C inert XL with TAD SQ: - Source: EI - Standard (Stainless Steel)	None
March 19, 2021 3:49:54 PM	Start	Execution	RFPA - 5975C inert XL with TAD SQ: - Source: EI - Standard (Stainless Steel)	None
March 19, 2021 3:52:45 PM	Start	Execution	Log Amp - 5975C inert XL with TAD SQ: - Source: EI - Standard (Stainless Steel)	None

User Name: nattapat.hengcharoen
 Hostname: 5CG70212Y1

System Id: GC/MS
 Print Date: March 22, 2021 10:41:24 AM

OQ_SPS_GC-MS Transaction log :

Time	Transaction State	Activity Performed	Type of Transaction	Optional Information
March 19, 2021 3:53:16 PM	End	Execution	Log Amp - 5975C inert XL with TAD SQ: - Source: EI - Standard (Stainless Steel)	Run Count : 1
March 19, 2021 3:53:19 PM	Start	Execution	RFPA - 5975C inert XL with TAD SQ: - Source: EI - Standard (Stainless Steel)	None
March 19, 2021 3:58:14 PM	End	Execution	RFPA - 5975C inert XL with TAD SQ: - Source: EI - Standard (Stainless Steel)	Run Count : 1
March 19, 2021 3:59:01 PM	Start	Execution	Tune EI - 5975C inert XL with TAD SQ: - Source: - EI - Standard (Stainless Steel) Filament 1 (Qualitative - No setpoints associated)	None
March 19, 2021 3:59:37 PM	End	Execution	Tune EI - 5975C inert XL with TAD SQ: - Source: - EI - Standard (Stainless Steel) Filament 1 (Qualitative - No setpoints associated)	Run Count : 1
March 19, 2021 3:59:39 PM	Start	Execution	Tune EI - 5975C inert XL with TAD SQ: - Source: - EI - Standard (Stainless Steel) Filament 2 (Qualitative - No setpoints associated)	None
March 19, 2021 4:00:01 PM	End	Execution	Tune EI - 5975C inert XL with TAD SQ: - Source: - EI - Standard (Stainless Steel) Filament 2 (Qualitative - No setpoints associated)	Run Count : 1
March 19, 2021 4:00:05 PM	Audit	AceClosed	Session	None
March 22, 2021 9:39:45 AM	Audit	AceRestarted	Session	None
March 22, 2021 9:39:49 AM	Audit	SessionReloaded	Session	None
March 22, 2021 9:40:02 AM	Start	Qualification	Session	OQ

Page 7 / 9

Date: March 22, 2021 10:41:18 AM
 System ID: GC/MS

User Name: nattapat.hengcharoen
 Hostname: 5CG70212Y1

System Id: GC/MS
 Print Date: March 22, 2021 10:41:24 AM

OQ_SPS_GC-MS Transaction log :

Time	Transaction State	Activity Performed	Type of Transaction	Optional Information
March 22, 2021 9:40:26 AM	Start	Execution	Signal to Noise EI - Liquid Injection, Front SSL, SQ: - Source: EI - Standard (Stainless Steel) using Filament 1 - L: >= 320	None
March 22, 2021 9:41:14 AM	Start	Execution	Signal to Noise EI - Liquid Injection, Front SSL, SQ: - Source: EI - Standard (Stainless Steel) using Filament 1 - L: >= 320	None
March 22, 2021 9:41:58 AM	Audit	Data	Signal to Noise EI - Liquid Injection, Front SSL, SQ: - Source: EI - Standard (Stainless Steel) using Filament 1 - L: >= 320	Data files Path : E:\SPS\SN_F1.D\DATA.MS
March 22, 2021 9:43:36 AM	End	Execution	Signal to Noise EI - Liquid Injection, Front SSL, SQ: - Source: EI - Standard (Stainless Steel) using Filament 1 - L: >= 320	Run Count : 1
March 22, 2021 9:43:44 AM	Start	Execution	Signal to Noise EI - Liquid Injection, Front SSL, SQ: - Source: EI - Standard (Stainless Steel) using Filament 2 - L: >= 320	None
March 22, 2021 9:44:03 AM	Audit	Data	Signal to Noise EI - Liquid Injection, Front SSL, SQ: - Source: EI - Standard (Stainless Steel) using Filament 2 - L: >= 320	Data files Path : E:\SPS\SN_F2.D\DATA.MS
March 22, 2021 9:44:34 AM	End	Execution	Signal to Noise EI - Liquid Injection, Front SSL, SQ: - Source: EI - Standard (Stainless Steel) using Filament 2 - L: >= 320	Run Count : 1

Page 8 / 9

Date: March 22, 2021 10:41:18 AM
 System ID: GC/MS

User Name: nattapat.hengcharoen
Hostname: 5CG70212Y1

System Id: GC/MS
Print Date: March 22, 2021 10:41:24 AM

OQ_SPS_GC-MS Transaction log :

Time	Transaction State	Activity Performed	Type of Transaction	Optional Information
March 22, 2021 9:44:37 AM	End	Qualification	Session	OQ
March 22, 2021 9:44:37 AM	Start	Reporting	Session	None
March 22, 2021 10:40:26 AM	Audit	Reporting	Session	Report Generated : Certificate

GC Clarus 600/680 Preventive Maintenance (PM)

Company Name:	S.P.S. Consulting Service Co.,Ltd		
Address (Instrument Location):	7 Soi Phaholyothin24 Phaholyothin Road, Jompol, Chatuchak, Bangkok, 10900.		
Serial Number:	680S14042502	Service Tag:	N68APSSFXMP
Customer Name (if applicable):	Ms.Sujinda	PM number:	1 of 2
Service Engineer Name:	Pramote Chaisorn	Service Order Number:	WO-01624977
Date PM Performed: (DD-MMM-YYYY)	04-Mar-2022	Next PM Due Date: (DD-MMM-YYYY)	04-Sep-2022

Part Number	Release	Publication Date	 PerkinElmer®
TH09370070	C	August 2016	

Scope

The purpose of this PM is to ensure the continued functionality of the Clarus 600 and Clarus 680 GC by inspecting and replacing any worn or damaged parts. This service should only be performed by a trained representative of PerkinElmer. The customer should save their method before the PM begins.

General Instructions:

The customer must provide the engineer operational data to demonstrate recent instrument performance prior to starting the PM. Always check with the customer before making any changes that may affect the customer's analysis or calibration, including a current back-up of system software and/or data files. The completed document should be signed by an authorized PerkinElmer and customer representative and left with the customer. Update the PM sticker and instrument logbook as required.

Copyright Information

This document contains proprietary information that is protected by copyright. All rights are reserved. No part of this publication may be reproduced in any form whatsoever or translated into any language without the prior, written permission of Perkin Elmer, Inc. **Copyright © 2013 PerkinElmer, Inc.**

Trademarks

Registered names, trademarks, etc. used in this document, even when not specifically marked as such, are protected by law. PerkinElmer is a registered trademark of PerkinElmer, Inc. All other trademarks and registered trademarks not owned by PerkinElmer, Inc. or its subsidiaries that are depicted herein are the property of their respective owners. **Except as specifically set forth in its terms and conditions of sale, PerkinElmer makes no Warranty of any kind with regard to this document, including, but not limited to, the implied warranties of merchantability and fitness for a particular purpose.** PerkinElmer shall not be liable for incidental or consequential damages in connection with the furnishing or use of this document.

Component List

Component / Specific Model	Serial #	Software Version	Configuration Notes
Clarus680	680S14042502	Totalchrom6.3.2	
Clarus SQ8T	648N4050804	Turbomass 6.4	
AtomX	US14113002	Tekma AtomX	

Parts Lists

Additional Tools Required for PM				
Part Number (if applicable)	Description	Quantity	Serial #	Calibration Due Date (MM/YY)
LF21-0503	Fluke179 multimeter	1	22460228	04-Nov-2022
Additional Reagents and Standards Required for PM				
Part Number (if applicable)	Description	Quantity	Batch/Lot #	Expiration Date (MM/YY)
N/A				

Procedure Checklist

Use () to check off those steps in the checklist that have been completed.

1. General:

- ☒ Review the instrument performance with the customer and document any recent problems.

- ☒ Check incoming AC line voltage for proper levels and grounding.

L-N 220 Volt

L-G 220 Volt

N-G 0.35 Volt

**Neutral to ground not more than 0.5 volts peak to peak*

- ☒ Inspect all gas line filters and traps; Replace if necessary with customer supplied spares.

Carrier gas ☒ Helium ☐ Nitrogen ☐ Hydrogen

Moisture level ☒ Good ☐ Need to replace ☐ Other _____

Detector gas ☒ Air Zero ☒ Hydrogen ☐ Nitrogen ☐ Helium

Moisture level ☒ Good ☐ Need to replace ☐ Other _____

- ☒ Inspect the customer log book and make any appropriate PM entries.

- ☒ Leak check all fittings from the gas source to instrument.

Gas leakage ☒ Pass ☐ Fail Comment _____

- ☒ Perform general inspection of system for cleanliness.

- ☒ Inspect for functional and clean electronic cooling and oven vent fans

Electronic cooling fan ☒ Yes ☐ No

Oven cooling fan ☒ Yes ☐ No

2. Electronic :

- ☒ Check oven temperature. Calibrate if necessary.

Oven temperature set point 150 °C ☒ Pass ☐ Fail

- ☐ Check sub-ambient option. (If installed).

Oven temperature set point 5 °C ☐ Pass ☐ Fail

- ☒ Perform routine maintenance on detector/injector. Replace parts as necessary with customer supplied spares.

- ☒ Check flows, including split flows if applicable. Calibrate if necessary.

Carrier flow	Pass
Split flow	Pass
- ☒ Check detector gas flows and adjust if necessary.

Detector flow	Pass
---------------	------
- ☒ Autosampler installed ☒ Yes ☐ No

Check autosampler sensor for wear and replace if necessary.	
Vial sensor	Pass
Door sensor	Pass
Tower sensor	Pass
Plunger sensor	Pass
Elevator sensor	Pass
- ☒ Remove syringe, manually flush. Replace with customer supplied spare if necessary.
- ☒ Check firmware version. Upgrade to current levels if necessary.

Firmware version	<u>6.5</u>
------------------	------------
- ☒ Measure all accessible power supply voltages.

5 Volt	Pass
+15 Volt	Pass
-15 Volt	Pass
24 Volt	Pass
- ☒ Record all detector voltage signal.

Detector Channel A	<u>0.91</u> mV.
Detector Channel B	<u>NA</u> mV.

3. Diagnostics Tests:

- ☒ Run instrument diagnostics.

<input checked="" type="checkbox"/> BRAM	Pass
<input checked="" type="checkbox"/> EPROM	Pass
- ☒ Run Autosampler diagnostics.

<input checked="" type="checkbox"/> BRAM	Pass
<input checked="" type="checkbox"/> EPROM	Pass

4. Review:

- ☒ Review with the customer PM work performed.
- ☒ Review with the customer routine maintenance procedures.
- ☒ Discuss recommended customer-supplied materials to have on hand
- ☒ Attach PM sticker.
- ☒ Update Logbook.

Additional Comments

Additional Comments Regarding the PM

Review

<i>The preventive maintenance checks and if applicable performance tests for Clarus600/680 GC have been completed.</i>	
<i>This Clarus600/680 GC</i>	<i>Pass</i>
<i>the preventive maintenance.</i>	
Review of Preventive Maintenance:	
Authorized PerkinElmer Representative: Pramote Chaisorn	<div style="background-color: black; width: 150px; height: 40px; margin: 5px 0;"></div> <div>Date: 04-Mar-2022 (DD-MMM-YYYY)</div>
Authorized Customer Representative:	<div>Date: 04-Mar-2022 (DD-MMM-YYYY)</div>

Customer Information	
Sold-To#: 0000268970 S.P.S Consulting Service Co., Ltd 7 Phaholyotin 24 Jumpon Chatuchuk Bangkok, 10900	Bill-To#: 0000111501 SITHIPORN ASSOCIATES CO., LTD., 451-451/1 Sirinthorn Road, Bangbunru, Bangplud, Bangkok, 10700,

Order Information			
User Name:	Preeyanuch tongwichian	User Email:	preeyanuch@spscon.com
Engineer:	SG31TH09 - Wipach	Arrival Date:	29/03/2021
CIT Record:	SGASBZL65958	PO Number:	AS+AC64WAT2083
Description:	PM + QU HPLC		

Instrument Information			
Service Report:	SGASBZL6595A	Model:	2695EB
Activity:	PM - PM Visit	Warranty End:	27/03/2015
Contract Desc.:	Contract Dates: -		
Corrective Action:	Clean Instrument - Static Leak Test / Pass - Adjust Seal Pack / Pass - Compression Check / Pass - Flow Rate / Pass - Gradient / Pass - Inject Acc. / Pass ***** Replace WATWAT270944 : 2690/95 PERFORMANCE MAINTENANCE KIT : 1 LOT 2103048DAS64WAT2083B		

Service Report:	SGASBZL6595B	Model:	2489B
Activity:	PM - PM Visit	Warranty End:	20/02/2015
Contract Desc.:	Contract Dates: -		
Corrective Action:	Clean Instrument - Initial Diagnostic / Pass ***** Replace WAT201000281 : ACQUITY PDA/TUV 2489/2998 PERF MAINT KIT : 1 S/N 311132 LOT 2103048DAS64WAT2083B		

Service Report:	SGASBZL6595C	Model:	2475B
Activity:	PM - PM Visit	Warranty End:	27/03/2015
Contract Desc.:	Contract Dates: -		
Corrective Action:	M2 Bad		

Service Report:	SGASBZL6595D	Model:	2414B
Activity:	PM - PM Visit	Warranty End:	27/03/2015
Contract Desc.:	Contract Dates: -		

Corrective Action:	Clean Instrument - Optimize LED / Pass		
Service Report:	SGASBZL6595E	Model:	RMA
Activity:	PM - PM Visit	Warranty End:	27/03/2015
Contract Desc.:			Contract Dates: -
Corrective Action:	Clean Instrument - Static Leak Test / Pass - Flow Rate / Pass ***** Replace WAT201000102 : REAGENT MANAGER PERFORMANCE MAINTENANCE KIT : 1 LOT 2103048DAS64WAT2083B		
Service Report:	SGASBZL6595F	Model:	RMA
Activity:	PM - PM Visit	Warranty End:	27/03/2015
Contract Desc.:			Contract Dates: -

Corrective Action:	<p>Clean Instrument</p> <ul style="list-style-type: none"> - Static Leak Test / Pass - Flow Rate / Pass <p>*****</p> <p>Replace WAT201000102 : REAGENT MANAGER PERFORMANCE MAINTENANCE KIT : 1 LOT 2103048DAS64WAT2083B</p> <p>*****</p> <p>2489 SystemsQT test</p> <p>Manual OQ Test</p> <ul style="list-style-type: none"> - CH Temperature Accuracy / Pass <p>*****</p> <p>SystemsQT test</p> <p>Automate Test</p> <ul style="list-style-type: none"> - Test Injections / Pass - System Precision / Pass - Wavelength Accuracy / Pass - Carryover / Pass - Detector Linearity And Sensitivity / Pass - Injector Linearity And Accuracy / Pass - Flowrate Linearity And Accuracy / Pass - Noise And Drift / Pass - Compositional Accuracy / Pass <p>*****</p> <p>2414 SystemsQT test</p> <p>Manual OQ Test</p> <ul style="list-style-type: none"> - CH Temperature Accuracy / Pass <p>*****</p> <p>SystemsQT test</p> <p>Automate Test</p> <ul style="list-style-type: none"> - Test Injections / Pass - System Precision / Pass - Carryover / Pass - Detector Linearity / Pass - Detector Sensitivity / Pass - Injector Linearity And Accuracy / Pass - Flowrate Linearity And Accuracy / Pass - Noise And Drift / Pass <p>*****</p> <p>Waiting For Test 2475</p>
---------------------------	---

Type Legend

BB = Billable PS = Plan Service PR = Pre Paid SE = Service Expense SA = Sales Expense WA = Instrument Warranty WP = Parts Warranty

Material Supplied

FSR Number	Material	Description	Type	Qty
SGASBZL6595A	741000125	Service Travel	SE	8.0
SGASBZL6595A	741000122	Service Labour 1 hour	SE	6.0
SGASBZL6595B	741000122	Service Labour 1 hour	SE	6.0
SGASBZL6595C	741000122	Service Labour 1 hour	SE	6.0
SGASBZL6595D	741000122	Service Labour 1 hour	SE	6.0

SGASBZL6595E	741000122	Service Labour 1 hour	SE	6.0
SGASBZL6595F	741000122	Service Labour 1 hour	SE	6.0

NOTE:

THIS IS NOT AN INVOICE - THIS AMOUNT DOES NOT INCLUDE GST.

UPON RECEIPT OF YOUR PURCHASE ORDER WE WILL ISSUE OUR INVOICE.

Engineer Signature : _____



Customer Signature : _____





Certificate of Calibration

Certificate Number : SPR21060189-1

Page : 1 of 3

Customer : S.P.S. CONSULTING SERVICE CO., LTD.

7 Soi Phaholyothin 24 Phaholyothin Road., Jompol, Chatuchak,
Bangkok 10900

Equipment Name : Mass Flow Meter

Manufacturer : Dwyer

Model : GMF-2101

Serial Number : N/A

ID. Number : N/A

Environmental Conditions

Ambient Temperature : $23\text{ }^{\circ}\text{C} \pm 2\text{ }^{\circ}\text{C}$

Received Date : 11 Jun 2021

Relative Humidity : $50\text{ \%} \pm 15\text{ \%}$

Calibration Date : 12 Jun 2021

Location of Calibration : In-Lab

Recommend Due Date : 12 Jun 2022

Calibration Procedure : In-House Method

Date of Issue : 13 Jun 2021

Method of Calibration

This certifies that the above instrument was calibrated in compliance with the calibration system requirement of ISO/IEC 17025:2017 in accordance with reference procedure. Standards used to perform this calibration are certified by to NIST or equivalent, National metrology institute, Natural physical constants, consensus standards. The result reported herein apply only to the calibration of the item described above as received. Our decision rule is to contact the customer if the item pass and fail calibration when the results include the uncertainties and the customer must determine if the results meets their needs.

All calibrations are performed within manufacture's specifications. The calibration certificate shall not be reproduced except in full, without written approval of SP Metrology System (Thailand).

Calibrated by : Mr.Jirasak Pumbut

Approved by

Calibration Officer

Authorized Signatory



Calibration Report

Certificate Number : SPR21060189-1

Page : 2 of 3

Reference Standards

Equipment Name	Model	Serial No.	Certificate No.	Due. Date
Mass Flow Calibrator	AFC-COMplete-10	12532	AD2007-056-0001	09 Jul 2021

Traceability

This certification is traceable to the International System of Unit maintained at :
MIT - Miracle International Technology Co.,Ltd.



Result of Calibration

69/29 Moo 1 Klongsi Klonguang Pathumthani 12120 (Thailand) Tel: (662) 193-2220 5 ผู้ส่าย www.สอยเบียงบเครื่องมือวัด.com

Certificate No. : SPR21060189-1

Page : 3 of 3

Function : Air Flow Measurement

Unit : CFM

Calibration Point	UUC Reading	Standard Reading	UUC Error	K Factor Value	Uncertainty (±)
0.0	0.00	0.00	0.00	1.0	0.12
3.3	3.30	3.45	-0.15	1.0	0.26
7.3	7.30	7.62	-0.32	1.0	0.26
13.5	13.50	14.12	-0.62	1.0	0.26
17.0	17.00	17.65	-0.65	1.0	0.26

Note:
The result of calibration was found accurate as show on date and place of calibration only.
This Certificate is not certified for any commercial transaction.

Measurement Uncertainty

The reported uncertainty of measurement is the expanded uncertainty obtained by multiplying the standard uncertainty with the coverage factor k = 2, providing a level of confidence approximately 95 %
- End of Certificate -



บริษัท เอส.พี.เอส. คอนซัลติ้ง เซอร์วิส จำกัด

S.P.S. CONSULTING SERVICE CO., LTD.

7 ซอยพหลโยธิน 24 ถนนพหลโยธิน แขวงจอมพล เขตจตุจักร กรุงเทพฯ 10900

7 Soi Phaholyothin 24, Phaholyothin Rd., Jompol, Chatuchak, Bangkok 10900

Tel : (662) 939-4370-72, Fax : (662) 513-4221, E-mail : sale@spscon.com., www.spscon.com

CALIBRATION REPORT

CHEMILUMINESCENT NO / NO₂ / NO_x ANALYZER

DATE : 06 February 2022

BRAND : API

MODEL : 200E

NO. NOX-R11

SERIAL NO. 2621

Calibrator (Dilution System)

Brand : API

Model : 700

Last Cal. Date : 05 August 2021

Serial No. : 911

Reference Standard Gas

Standard Gas : Nitric Oxide (NO)

Cylinder No. : A00917SK

Certified Date : 01 June 2020

Expired Date : 01 June 2022

Cylinder Conc. : 49.9 ppm

CALIBRATING CONDITION

Pressure 1011 mmbar

Temp. 24.6 °C

% RH 49

CALIBRATION SETTING

Span Set Point	Initial Reading (Before Adj.), PPB			Final Reading (After Adj.), PPB	
	Expected Concentration	Analyzer Response	%Dif	Analyzer Response	Slope
Zero	0	0.11	-	0	-
NO Span	400	400.1	0.025	400.0	1.005
NO _x Span	400	400.3	0.075	400.0	1.009

API Model 200E NO_x Analyzer Check List

Test Values	Observed Value	Units	Nominal Range
RANGE	500	PPB	500 standard
STABILITY (Zero Gas)	0.1	PPB	< 2 with zero air
SAMPLE FLOW	510	cc/min	500 ± 50
OZONE FLOW	79	cc/min	80 ± 15
PMT	103.3	mV	-20 - 150
AZERO	94.0	mV	-20 - 150
HVPS	673	V	420 - 900 constant
RCELL TEMP	50.5	°C	50 ± 1
BOX TEMP	29.2	°C	8 - 48
PMT TEMP	7.1	°C	7 ± 2
MOLY TEMP	314.8	°C	315 ± 5
RCELL PRESS	8.2	IN-Hg-A	2 - 10 constant
SAMPLE PRESS	28.4	IN-Hg-A	25 - 30 constant
NO Span Conc	400	PPB	20 - 20,000
NO _x Span Conc	400	PPB	20 - 20,000
NO Slope	1.005	-	1.0 ± 0.3
NO _x Slope	1.009	-	1.0 ± 0.3
NO Offset	1.2	mV	-20 to +150
NO _x Offset	0.8	mV	-20 to 150
Stability at Zero	0.1	PPB	< 0.2
Stability at Span	0.2	PPB	< 2 ppb @ 400 ppb span gas

Calibrated by :

Approved by :

คุณภาพอากาศจากปล่อง



บริษัท เอส.พี.เอส. คอนซัลติ้ง เซอร์วิส จำกัด
S.P.S. CONSULTING SERVICE CO., LTD.
7 ซอยพหลโยธิน 24 ถนนพหลโยธิน แขวงจอมพล เขตจตุจักร กรุงเทพฯ 10900
7 Soi Phaholyothin 24, Phaholyothin Rd., Jompol, Chatuchak, Bangkok 10900
Tel : (662) 939-4370-72, Fax : (662) 513-4221, E-mail : sale@spscon.com., www.spscon.com

Personal Pump Calibration Report

Calibration Method : Dry Cal Primary Flowmeter

Model : Defender 510-H


S/N : 136164

Environmental Conditions

Temperature : 25 \pm 3 $^{\circ}$ C
Pressure : 1010 \pm 15 mmbar

Personal Pump Data				Calibration Data								
No.	Brand	Model	Serial No.	Date	Flow Rate (ml/min)						Value From Calibration Curve	
					Setting			Actual (Q std.)				
					1	2	3	1	2	3	y	R²
R01	SKC	224-PCXR4	602467	06/01/2022	1,000	1,500	2,000	995	1,505	2,002	1.017x – 33.519	0.999
R02	SKC	224-PCXR4	626450	06/01/2022	1,000	2,000	3,000	999	1,498	1,994	0.994x + 4.132	1.000
R03	SKC	224-PCXR4	691592	06/01/2022	1,000	1,500	2,000	1,003	1,500	2,004	1.013x – 23.436	0.999
R04	SKC	224-PCXR4	691672	06/01/2022	1,000	1,500	2,000	996	1,493	1,995	1.000x – 5.153	1.000
R05	SKC	224-PCXR4	798470	12/01/2022	1,000	1,500	2,000	994	1,506	2,000	1.015x – 31.632	0.999
R06	SKC	224-PCXR4	798456	12/01/2022	1,000	1,500	2,000	993	1,497	1,993	1.000x – 5.496	1.000
R07	SKC	224-PCXR4	798480	12/01/2022	1,000	1,500	2,000	995	1,493	1,993	0.999x – 6.070	1.000
R08	SKC	224-PCXR4	883215	12/01/2022	1,000	1,500	2,000	1,002	1,501	2,004	1.014x – 25.235	0.999
R09	SKC	224-PCXR4	034650	06/01/2022	1,000	1,500	2,000	991	1,504	2,002	1.019x – 37.567	0.999
R10	SKC	224-PCXR4	091765	06/01/2022	1,000	1,500	2,000	1,000	1,492	1,994	0.995x + 3.159	1.000
R11	SKC	224-PCXR4	091763	06/01/2022	1,000	1,500	2,000	1,001	1,501	2,002	1.013x – 24.082	0.999
R12	SKC	224-PCXR4	091568	12/01/2022	1,000	1,500	2,000	999	1,499	1,995	0.997x – 0.024	1.000
R13	SKC	224-PCXR4	091638	12/01/2022	1,000	1,500	2,000	1,000	1,498	1,993	0.992x + 8.280	1.000
R14	SKC	224-PCXR4	091764	12/01/2022	1,000	1,500	2,000	993	1,502	1,998	1.013x – 30.093	0.999
R15	SKC	224-PCXR8	529457	12/01/2022	1,000	1,500	2,000	1,002	1,500	2,005	1.013x – 23.915	0.999
R16	SKC	224-PCXR8	529643	12/01/2022	1,000	1,500	2,000	999	1,497	1,994	0.997x + 0.219	1.000
R17	SKC	224-PCXR8	529645	12/01/2022	1,000	1,500	2,000	996	1,507	2,000	1.013x – 28.545	0.999
R18	SKC	224-PCXR8	566756	12/01/2022	1,000	1,500	2,000	991	1,496	1,998	1.003x – 9.193	1.000
R19	SKC	224-PCXR8	566802	10/01/2022	1,000	1,500	2,000	1,003	1,500	2,003	1.011x – 21.306	0.999
R20	SKC	224-PCXR8	529089	10/01/2022	1,000	1,500	2,000	991	1,503	2,001	1.019x – 37.942	0.999
R21	SKC	224-PCXR8	665728	10/01/2022	1,000	1,500	2,000	999	1,496	1,998	0.998x – 1.376	1.000
R22	SKC	224-PCXR8	707444	07/01/2022	1,000	1,500	2,000	1,002	1,501	2,003	1.012x – 23.440	0.999
R23	SKC	224-PCXR8	761067	07/01/2022	1,000	1,500	2,000	998	1,494	1,992	0.992x + 6.270	1.000
R24	SKC	224-PCXR8	707893	10/01/2022	1,000	1,500	2,000	995	1,505	2,001	1.015x – 30.157	0.999
R25	SKC	224-PCXR8	761052	10/01/2022	1,000	1,500	2,000	998	1,500	1,994	0.995x + 4.519	1.000
R26	SKC	224-PCXR8	707956	10/01/2022	1,000	1,500	2,000	1,002	1,499	2,004	1.013x – 24.282	0.999
R27	SKC	224-PCXR8	707398	05/01/2022	1,000	1,500	2,000	996	1,503	2,001	1.014x – 29.522	0.999
R28	SKC	224-PCXR8	707481	05/01/2022	1,000	1,500	2,000	1,004	1,500	2,004	1.011x – 20.325	0.999
R29	SKC	224-PCXR8	707402	05/01/2022	1,000	1,500	2,000	1,003	1,493	1,991	0.991x + 9.245	1.000
R30	SKC	224-PCXR8	093811	05/01/2022	1,000	1,500	2,000	997	1,495	1,993	0.997x – 0.730	1.000
R31	SKC	224-PCXR8	093183	05/01/2022	1,000	1,500	2,000	1,000	1,500	2,001	1.013x – 25.087	0.999
R32	SKC	224-PCXR8	671950	05/01/2022	1,000	1,500	2,000	1,000	1,498	1,994	0.994x + 7.562	1.000
R33	SKC	224-PCXR4	626254	05/01/2022	1,000	1,500	2,000	992	1,502	2,000	1.017x – 35.697	0.999
R34	SKC	224-PCXR4	626131	05/01/2022	1,000	1,500	2,000	1,002	1,499	2,004	1.013x – 24.533	0.999
R35	SKC	224-PCXR8	707460	07/01/2022	1,000	1,500	2,000	999	1,496	1,995	0.996x + 3.275	1.000
R36	SKC	224-PCXR8	707446	07/01/2022	1,000	1,500	2,000	1,003	1,500	2,003	1.011x – 21.187	0.999
R37	SKC	224-PCXR8	707432	07/01/2022	1,000	1,500	2,000	999	1,499	1,998	0.998x + 0.044	1.000
R38	SKC	224-PCXR8	707349	07/01/2022	1,000	1,500	2,000	996	1,503	2,001	1.015x – 30.563	0.999
R39	SKC	224-PCXR8	761095	07/01/2022	1,000	1,500	2,000	998	1,494	1,995	0.995x + 1.599	1.000

Calibrated by :



Approved by :





บริษัท เอส.พี.เอส. คอนซัลติ้ง เซอร์วิส จำกัด
S.P.S. CONSULTING SERVICE CO., LTD.
7 ซอยพหลโยธิน 24 ถนนพหลโยธิน แขวงจอมพล เขตจตุจักร กรุงเทพฯ 10900
7 Soi Phaholyothin 24, Phaholyothin Rd., Jompol, Chatuchak, Bangkok 10900
Tel : (662) 939-4370-72, Fax : (662) 513-4221, E-mail : sale@spscon.com., www.spscon.com

Personal Pump Calibration Report

Calibration Method : Dry Cal Primary Flowmeter

Model : Defender 510-H


S/N : 136164

Environmental Conditions

Temperature : 25 \pm 3 $^{\circ}$ C
Pressure : 1010 \pm 15 mmbar

Personal Pump Data				Calibration Data								
No.	Brand	Model	Serial No.	Date	Flow Rate (ml/min)						Value From Calibration Curve	
					Setting			Actual (Q std.)				
					1	2	3	1	2	3	y	R²
R40	SKC	224-PCXR4	612753	07/01/2022	1,000	1,500	2,000	1,003	1,500	2,003	1.013x - 24.242	0.999
R41	SKC	224-PCXR4	626140	07/01/2022	1,000	1,500	2,000	991	1,507	2,001	1.018x - 35.034	0.999
R42	SKC	224-PCXR4	626463	11/01/2022	1,000	1,500	2,000	993	1,496	1,997	1.002x - 6.685	1.000
R43	SKC	224-PCXR4	626129	11/01/2022	1,000	1,500	2,000	1,002	1,501	2,004	1.013x - 23.691	0.999
R44	SKC	224-PCXR4	602753	11/01/2022	1,000	1,500	2,000	1,001	1,495	1,994	0.993x + 5.600	1.000
R45	SKC	224-PCXR4	626137	11/01/2022	1,000	1,500	2,000	992	1,505	2,001	1.018x - 36.115	0.999

Calibrated by :



Approved by :





บริษัท เอส.พี.เอส. คอนซัลติ้ง เซอร์วิส จำกัด
S.P.S. CONSULTING SERVICE CO., LTD.
7 ซอยพหลโยธิน 24 ถนนพหลโยธิน แขวงจอมพล เขตจตุจักร กรุงเทพฯ 10900
7 Soi Phaholyothin 24, Phaholyothin Rd., Jompol, Chatuchak, Bangkok 10900
Tel : (662) 939-4370-72. Fax : (662) 513-4221, E-mail : sale@spscon.com.. www.spscon.com

Personal Pump Calibration Report

Calibration Method : Dry Cal Primary Flowmeter

Model : Defender 510-H

S/N : 136164

Environmental Conditions

Temperature : 25 \pm 3 $^{\circ}\text{C}$
Pressure : 1010 \pm 15 mmbar

Personal Pump Data				Calibration Data								
No.	Brand	Model	Serial No.	Date	Flow Rate (ml/min)						Value From Calibration Curve	
					Setting			Actual (Q std.)				
					1	2	3	1	2	3	y	R ²
R01	SKC	224-PCXR4	602467	04/04/2022	1,000	1,500	2,000	993	1,508	2,004	1.020x – 38.784	0.999
R02	SKC	224-PCXR4	626450	04/04/2022	1,000	2,000	3,000	999	1,499	1,990	0.989x + 12.627	1.000
R03	SKC	224-PCXR4	691592	04/04/2022	1,000	1,500	2,000	1,003	1,500	2,004	1.012x – 22.479	0.999
R04	SKC	224-PCXR4	691672	01/04/2022	1,000	1,500	2,000	996	1,493	1,993	0.998x – 2.561	1.000
R05	SKC	224-PCXR4	798470	01/04/2022	1,000	1,500	2,000	994	1,506	1,999	1.015x – 30.635	0.999
R06	SKC	224-PCXR4	798456	04/04/2022	1,000	1,500	2,000	994	1,498	1,994	1.002x – 7.438	1.000
R07	SKC	224-PCXR4	798480	04/04/2022	1,000	1,500	2,000	994	1,490	2,000	1.008x – 16.831	1.000
R08	SKC	224-PCXR4	883215	01/04/2022	1,000	1,500	2,000	1,001	1,502	2,005	1.015x – 26.627	0.999
R09	SKC	224-PCXR4	034650	01/04/2022	1,000	1,500	2,000	991	1,504	2,002	1.018x – 36.538	0.999
R10	SKC	224-PCXR4	091765	01/04/2022	1,000	1,500	2,000	996	1,512	1,993	1.000x + 0.219	1.000
R11	SKC	224-PCXR4	091763	12/04/2022	1,000	1,500	2,000	1,001	1,499	2,002	1.012x – 23.923	0.999
R12	SKC	224-PCXR4	091568	12/04/2022	1,000	1,500	2,000	997	1,501	1,999	1.001x – 4.986	1.000
R13	SKC	224-PCXR4	091638	04/04/2022	1,000	1,500	2,000	1,002	1,498	1,993	0.991x + 10.793	1.000
R14	SKC	224-PCXR4	091764	04/04/2022	1,000	1,500	2,000	994	1,502	1,998	1.013x – 29.256	0.999
R15	SKC	224-PCXR8	529457	01/04/2022	1,000	1,500	2,000	1,002	1,500	2,004	1.013x – 24.345	0.999
R16	SKC	224-PCXR8	529643	04/04/2022	1,000	1,500	2,000	998	1,497	1,994	0.997x + 0.060	1.000
R17	SKC	224-PCXR8	529645	04/04/2022	1,000	1,500	2,000	994	1,509	2,000	1.015x – 30.571	0.999
R18	SKC	224-PCXR8	566756	04/04/2022	1,000	1,500	2,000	991	1,496	1,998	1.002x – 7.678	1.000
R19	SKC	224-PCXR8	566802	01/04/2022	1,000	1,500	2,000	1,003	1,499	2,000	1.010x – 20.189	0.999
R20	SKC	224-PCXR8	529089	04/04/2022	1,000	1,500	2,000	990	1,501	2,003	1.020x – 40.036	0.999
R21	SKC	224-PCXR8	665728	01/04/2022	1,000	1,500	2,000	999	1,493	1,999	1.000x – 5.364	1.000
R22	SKC	224-PCXR8	707444	04/04/2022	1,000	1,500	2,000	1,002	1,500	2,001	1.011x – 21.215	0.999
R23	SKC	224-PCXR8	761067	11/04/2022	1,000	1,500	2,000	998	1,494	1,992	0.994x + 3.095	1.000
R24	SKC	224-PCXR8	707893	01/04/2022	1,000	1,500	2,000	996	1,505	2,001	1.014x – 29.040	0.999
R25	SKC	224-PCXR8	761052	01/04/2022	1,000	1,500	2,000	998	1,500	1,992	0.992x + 7.630	1.000
R26	SKC	224-PCXR8	707956	12/04/2022	1,000	1,500	2,000	1,002	1,500	2,004	1.013x – 24.417	0.999
R27	SKC	224-PCXR8	707398	04/04/2022	1,000	1,500	2,000	996	1,503	2,001	1.013x – 28.725	0.999
R28	SKC	224-PCXR8	707481	11/04/2022	1,000	1,500	2,000	1,004	1,500	2,003	1.010x – 19.368	0.999
R29	SKC	224-PCXR8	707402	01/04/2022	1,000	1,500	2,000	1,005	1,491	1,991	0.988x + 14.326	1.000
R30	SKC	224-PCXR8	093811	01/04/2022	1,000	1,500	2,000	998	1,495	1,994	0.998x – 1.268	1.000
R31	SKC	224-PCXR8	093183	01/04/2022	1,000	1,500	2,000	1,001	1,501	2,001	1.012x – 23.001	0.999
R32	SKC	224-PCXR8	671950	04/04/2022	1,000	1,500	2,000	1,000	1,498	1,994	0.994x + 7.762	1.000
R33	SKC	224-PCXR4	626254	12/04/2022	1,000	1,500	2,000	992	1,502	1,999	1.016x – 34.141	0.999
R34	SKC	224-PCXR4	626131	01/04/2022	1,000	1,500	2,000	1,002	1,498	2,004	1.012x – 24.294	0.999
R35	SKC	224-PCXR8	707460	04/04/2022	1,000	1,500	2,000	998	1,498	1,995	0.994x + 5.672	1.000
R36	SKC	224-PCXR8	707446	01/04/2022	1,000	1,500	2,000	1,003	1,500	2,001	1.010x – 19.192	0.999
R37	SKC	224-PCXR8	707432	01/04/2022	1,000	1,500	2,000	999	1,499	1,998	0.999x + 0.554	1.000
R38	SKC	224-PCXR8	707349	01/04/2022	1,000	1,500	2,000	996	1,500	2,002	1.015x – 31.640	0.999
R39	SKC	224-PCXR8	761095	12/04/2022	1,000	1,500	2,000	1,001	1,496	1,994	0.997x + 2.652	1.000

Calibrated by :

Approved by :



บริษัท เอส.พี.เอส. คอนซัลติ้ง เซอร์วิส จำกัด
S.P.S. CONSULTING SERVICE CO., LTD.
7 ซอยพหลโยธิน 24 ถนนพหลโยธิน แขวงจอมพล เขตจตุจักร กรุงเทพฯ 10900
7 Soi Phaholyothin 24, Phaholyothin Rd., Jompol, Chatuchak, Bangkok 10900
Tel : (662) 939-4370-72, Fax : (662) 513-4221, E-mail : sale@spscon.com., www.spscon.com

Rotameter Calibration Report (For Personal Pump High Flow Adjust)

Calibration Method : Dry Cal Primary Flowmeter

Model : Defender 510-H

S/N : 136164

Calibration Data

Rotameter Data			Calibration Data								
No.	Brand	Model	Date	Flow Rate (ml/min)						Value From Calibration Curve	
				Flow Rate (Reading)			Actual (Q std.)				
				1	2	3	1	2	3	y	R ²
H-R01	Dwyer	VFB-65	05/01/2022	500	1,000	2,000	502.4	997.7	1997.7	0.996x + 3.587	1.000
H-R02	Dwyer	VFB-65	05/01/2022	500	1,000	2,000	500.5	998.1	1995.7	0.992x + 7.068	1.000
H-R03	Dwyer	VFB-65	06/01/2022	500	1,000	2,000	497.1	994.3	1976.7	0.990x + 4.620	1.000
H-R04	Dwyer	VFB-65	06/01/2022	500	1,000	2,000	495.2	990.5	1995.3	1.001x – 7.907	1.000
H-R05	Dwyer	VFB-65	06/01/2022	500	1,000	2,000	495.3	999.3	1995.6	1.003x – 3.4893	1.000
H-R06	Dwyer	VFB-65	07/01/2022	500	1,000	2,000	493.0	1000.9	1990.9	0.996x + 1.905	1.000

Calibrated by :



Approved by :





บริษัท เอส.พี.เอส. คอนซัลติ้ง เซอร์วิส จำกัด
S.P.S. CONSULTING SERVICE CO., LTD.
7 ซอยพหลโยธิน 24 ถนนพหลโยธิน แขวงจอมพล เขตจตุจักร กรุงเทพฯ 10900
7 Soi Phaholyothin 24, Phaholyothin Rd., Jompol, Chatuchak, Bangkok 10900
Tel : (662) 939-4370-72, Fax : (662) 513-4221, E-mail : sale@spscon.com., www.spscon.com

Rotameter Calibration Report (For Personal Pump Low Flow Adjust)

Calibration Method : Dry Cal Primary Flowmeter


Model : Defender 510-H

S/N : 136164

Calibration Data

Rotameter Data			Calibration Data								
No.	Brand	Model	Date	Flow Rate (ml/min)						Value From Calibration Curve	
				Flow Rate (Reading)			Actual (Q std.)				
				1	2	3	1	2	3	y	R ²
L-R01	Dwyer	VFA-21	05/01/2022	50	100	200	50.0	100.0	202.1	1.000x + 0.189	1.000
L-R02	Dwyer	VFA-21	05/01/2022	50	100	200	49.5	100.9	198.9	1.002x - 0.324	1.000
L-R03	Dwyer	VFA-21	06/01/2022	50	100	200	49.8	99.4	201.7	1.004x - 0.164	1.000
L-R04	Dwyer	VFA-21	06/01/2022	50	100	200	49.6	100.3	200.0	1.002x - 0.421	1.000
L-R05	Dwyer	VFA-21	06/01/2022	50	100	200	50.0	99.8	202.4	0.987x + 1.729	1.000
L-R06	Dwyer	VFA-21	07/01/2022	50	100	200	49.8	99.5	198.1	1.005x - 1.417	1.000

Calibrated by :



Approved by :





บริษัท เอส.พี.เอส. คอนซัลติ้ง เซอร์วิส จำกัด
S.P.S. CONSULTING SERVICE CO., LTD.
7 ซอยพหลโยธิน 24 ถนนพหลโยธิน แขวงจอมพล เขตจตุจักร กรุงเทพฯ 10900
7 Soi Phaholyothin 24, Phaholyothin Rd., Jompol, Chatuchak, Bangkok 10900
Tel : (662) 939-4370-72. Fax : (662) 513-4221, E-mail : sale@spscon.com.. www.spscon.com

Rotameter Calibration Report (For Personal Pump Low Flow Adjust)

Calibration Method : Dry Cal Primary Flowmeter

Model : Defender 510-H

S/N : 136164

Calibration Data

Rotameter Data			Calibration Data								
No.	Brand	Model	Date	Flow Rate (ml/min)						Value From Calibration Curve	
				Flow Rate (Reading)			Actual (Q std.)				
				1	2	3	1	2	3	y	R ²
L-R01	Dwyer	VFA-21	04/04/2022	50	100	200	50.2	100.6	203.5	0.983x + 2.458	1.000
L-R02	Dwyer	VFA-21	01/04/2022	50	100	200	49.7	100.9	200.5	1.008x - 1.306	0.999
L-R03	Dwyer	VFA-21	04/04/2022	50	100	200	50.1	99.8	202.3	1.018x - 1.156	1.000
L-R04	Dwyer	VFA-21	04/04/2022	50	100	200	49.8	100.9	200.6	1.009x - 1.349	0.999
L-R05	Dwyer	VFA-21	01/04/2022	50	100	200	49.8	100.4	203.4	0.992x + 1.525	1.000
L-R06	Dwyer	VFA-21	01/04/2022	50	100	200	50.2	99.1	201.9	1.003x - 0.172	1.000

Calibrated by :

Approved by :

Certificate of Calibration

Certificate No. : 64-220066-1

Page : 1 of 2

Submitted by : S. P. S Consulting Service Co.,Ltd.

7 Soi Phaholyothin 24, Phaholyothin Rd., Jompol, Chatuchak, Bangkok 10900

Equipment : Vacuum Gauge

Manufacturer : HI-LIGHT **Model :** N/A

ID No. : 1/60

Range : 0 in Hg to -30 in Hg **Resolution :** 1 in Hg

Environment : Ambient Temperature : $(20 \pm 2) ^\circ \text{C}$

Relative Humidity : $(50 \pm 10) \%$

Date of Received : 02 July 2021

Date of Calibration : 05 July 2021

Date of Issue : 05 July 2021

Calibrated by : Satja Sangkhum

Calibration Method : In-house method CAL-M2201 based on BS EN 837-1:2016 with Pressure Calibrator

Reference Standard Instruments : This certification is traceable to the International System of Units

Pressure Calibrator & Pressure Sensors Modules

ID No.	Cert. No.	Due Date	Traceability
220007	MP-0036-20	11 Mar 2022	National Institute of Metrology (Thailand), (NIMT)
220001	MP-0036-20	11 Mar 2022	National Institute of Metrology (Thailand), (NIMT)

Approved by

Laboratory Manager

The Uncertainties are for a confidence probability of approximately 95%

This certificate may not be reproduced other than in full except with the prior written approval of the Calibratech Co.,Ltd.



Certificate of Calibration

Certificate No. : 64-220066-1

Page : 2 of 2

Result of Calibration : Without Adjustment

Function : Vacuum measurement

Condition of calibration :

- 1 Scale and conversion factor is 1 kPa = 0.295 in Hg
- 2 Angle of mounting from horizontal at 90 °
- 3 UUC reading after lightly tapped
- 4 Reference plane of UUC at center of Gauge
- 5 UUC calibrated by using clean air as pressure media
6. UUC Condition As-Received : Good

Standard Reading (in Hg)	UUC Reading (in Hg)	Correction (in Hg)
0.00	0	0.0
-4.69	-5	0.3
-9.57	-10	0.4
-14.67	-15	0.3
-19.71	-20	0.3
-29.93	-30	0.1
-29.92	-30	0.1
-19.69	-20	0.3
-14.69	-15	0.3
-9.58	-10	0.4
-4.69	-5	0.3
0.00	0	0.0

Remark

UUC : Unit Under Calibration

The uncertainty is combined hysteresis

The uncertainty of measurement was with in ± 0.39 in Hg

This result of calibration was found accurate as shown on date and place of calibration only.

This reported uncertainty of measurment was based on a standard uncertainty multiplied by a coverage factor $k = 2$,
providing a level of confidence of approximately 95%

- o0o -



www.calibratech.co.th

**QUALITY CALIBRATION CO.,LTD.**

235 Petchkasem 63/2 Road, Laksong, Bangkae, Bangkok 10160

Tel (662) 421-5402, (662) 444-0152-3, Fax (662) 809-4584

www.qcalibration.comNSC-TISI-TIS17025
CALIBRATION 0049

CERTIFICATE No : 21M3169

REFERENCE No : 60627-5

PAGE : 1 OF 2

Certificate of Calibration

EQUIPMENT : DIGITAL BALANCE

MANUFACTURER : METTLER TOLEDO

MODEL : XS105DU

SERIAL No : 1126422905


ID No : BA 05/50

CONDITION AS RECEIVED : USED ITEM

SUBMITTED BY : S.P.S. CONSULTING SERVICE CO., LTD.
7 SOI PHAHOLYOTHIN 24, PHAHOLYOTHIN RD.,
JOMPOL, CHATUCHAK, BANGKOK 10900

CALIBRATED BY : ATSAWIN Y.

CALIBRATION DATE : 19-Mar-21

APPROVED BY : 

ISSUED DATE : 20-Mar-21

RECEIVED DATE : 19-Mar-21

THIS CERTIFICATE MAY NOT BE REPRODUCED OTHER THAN IN FULL EXCEPT WITH THE PRIOR WRITTEN APPROVAL OF
QUALITY CALIBRATION CO., LTD.

**QUALITY CALIBRATION CO.,LTD.**

235 Petchkasem 63/2 Road, Laksong, Bangkae, Bangkok 10160

Tel (662) 421-5402, (662) 444-0152-3, Fax (662) 809-4584

www.qcalibration.com

CERTIFICATE No : 21M3169

PAGE : 2 OF 2

Calibration Report

EQUIPMENT : DIGITAL BALANCE MODEL : XS105DU
MANUFACTURER : METTLER TOLEDO S/N : 1126422905
ID No : BA 05/50 RECEIVED DATE : 19-Mar-21
AIR PRESSURE : 1009mbar \pm 1mbar CALIBRATION DATE : 19-Mar-21
AMBIENT TEMPERATURE : 24° C \pm 1° C RELATIVE HUMIDITY : 52 %RH \pm 10 % RH

CONDITION OF THIS RESULTS OF CALIBRATION

1. THIS INSTRUMENT WAS CALIBRATED BY ACCORDING TO UKAS LAB 14 EDITION 6:2019 BY USING KNOWN WEIGHT STANDARD WEIGHT. THE BALANCE WAS ADJUSTED USING WEIGHT OF QUALITY CALIBRATION TO ADJUST. THE BALANCE HAS NO ZERO TRACKING FUNCTION. REPEATABILITY WAS MEASURED BY USING 10 REPEATED MEASUREMENTS. LINEARITY WAS MEASURED COVERING 10 POINTS, EVENLY SPREAD OVER THE RANGE. THE INSTRUMENT WAS SET ZERO BEFORE PERFORMING THE LINEARITY TEST. OFF-CENTER LOADING WAS MEASURED BY USING STANDARD WEIGHTS PLACED ON THE PAN AND MOVED TO VARIOUS POSITIONS ON THE PAN.

2. REFERENCE STANDARD INSTRUMENTS :-

INSTRUMENT	MODEL	SERIAL No	CERTIFICATE No	DUE DATE
1) STANDARD WEIGHT SET	E2	QK-I-151	C02210415	09-Feb-23
2) STANDARD WEIGHT	E2	15843	C02210419	10-Feb-23
3) STANDARD WEIGHT	E2	QK-I-349	M2103235S	26-Mar-23

3. THIS RESULT WAS FOUND ACCURATE AS SHOWN ON DATE AND PLACE OF CALIBRATION ONLY.

4. THIS RESULT EXCLUDE LONG TERM STABILITY OF THE UNIT UNDER CALIBRATION.

5. THIS CERTIFICATE IS TRACEABLE TO THE INTERNATIONAL SYSTEM OF UNIT MAINTAINED AT:-

- NATIONAL INSTITUTE OF METROLOGY (THAILAND) THROUGH CENTRAL BUREAU OF WEIGHTS&MEASURES

RESULT OF CALIBRATION :- WITHOUT ADJUSTMENT

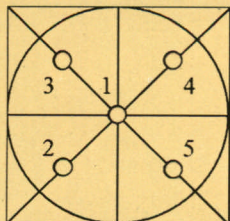
1. ZERO SETTING FUNCTION : NORMAL

2. TARE FUNCTION : NORMAL

3. REPEATABILITY OF READING AT 100 g WAS 0.000055 g

4. DEPARTURE FROM NOMINAL VALUE/ LINEARITY

NOMINAL VALUE (g)	BALANCE READING (g)	CORRECTION (g)	UNCERTAINTY (\pm g)
0.00	0.00000	0.00000	0.000066
0.02	0.01998	0.00002	0.000066
0.10	0.10001	-0.00001	0.000066
0.20	0.20001	-0.00001	0.000067
0.50	0.49996	0.00004	0.000065
1.00	0.99997	0.00003	0.000066
2.00	2.00000	0.00000	0.000067
5.00	5.00002	-0.00002	0.000068
10.00	10.00003	-0.00003	0.000070
20.00	20.0000	0.0000	0.000075
50.00	50.0000	0.0000	0.00013
100.00	100.0001	-0.0001	0.00019
120.00	120.0001	-0.0001	0.00022

5. OFF CENTER LOADING ERROR

POINT	READING (g)
1	50.0000
2	50.0000
3	50.0000
4	50.0000
5	50.0000
OFF-CENTER LOADING	0.0000

NOTE: THIS CALIBRATION WAS CARRIED OUT AT THE CUSTOMER'S PLACE AT LABORATORY AREA

THE REPORTED UNCERTAINTY OF MEASUREMENT WAS BASED ON A STANDARD UNCERTAINTY MULTIPLIED BY A COVERAGE FACTOR $k=2$, PROVIDING A LEVEL OF CONFIDENCE APPROXIMATELY 95%.

END OF CALIBRATION REPORT

**QUALITY CALIBRATION CO.,LTD.**

235 Petchkasem 63/2 Road, Laksong, Bangkae, Bangkok 10160

Tel (662) 421-5402, (662) 444-0152-3, Fax (662) 809-4584

www.qcalibration.com

CERTIFICATE No : 22M2567

REFERENCE No : 64386-1

PAGE : 1 OF 2

Certificate of Calibration

EQUIPMENT : DIGITAL BALANCE

MANUFACTURER : METTLER TOLEDO

MODEL : XS 105DU

SERIAL No : 1126422905

ID No : BA 05/50

CONDITION AS RECEIVED : USED ITEM

SUBMITTED BY : S.P.S. CONSULTING SERVICE CO., LTD.
7 SOI PHAHOLYOTHIN 24, PHAHOLYOTHIN RD.,
JOMPOL, CHATUCHAK, BANGKOK 10900

CALIBRATED BY : TETNITHI W.

CALIBRATION DATE : 11-Mar-22

APPROVED BY : [REDACTED]

ISSUED DATE : 17-Mar-22

RECEIVED DATE : 11-Mar-22

THIS CERTIFICATE MAY NOT BE REPRODUCED OTHER THAN IN FULL EXCEPT WITH THE PRIOR WRITTEN APPROVAL OF
QUALITY CALIBRATION CO., LTD.



CERTIFICATE No : 22M2567

PAGE : 2 OF 2

Calibration Report

EQUIPMENT : DIGITAL BALANCE MODEL : XS 105DU
MANUFACTURER : METTLER TOLEDO S/N : 1126422905
ID No : BA 05/50 RECEIVED DATE : 11-Mar-22
AIR PRESSURE : 1008mbar \pm 1mbar CALIBRATION DATE : 11-Mar-22
AMBIENT TEMPERATURE : 22° C \pm 1° C RELATIVE HUMIDITY : 49 %RH \pm 10 % RH

CONDITION OF THIS RESULTS OF CALIBRATION

1. THIS INSTRUMENT WAS CALIBRATED BY ACCORDING TO UKAS LAB 14 EDITION 6:2019 BY USING KNOWN WEIGHT STANDARD WEIGHT. THE BALANCE WAS NOT ADJUSTED BEFORE CALIBRATION. THE BALANCE HAS NO ZERO TRACKING FUNCTION. REPEATABILITY WAS MEASURED BY USING 10 REPEATED MEASUREMENTS. LINEARITY WAS MEASURED COVERING 10 POINTS, EVENLY SPREAD OVER THE RANGE. THE INSTRUMENT WAS SET ZERO BEFORE PERFORMING THE LINEARITY TEST. OFF-CENTER LOADING WAS MEASURED BY USING STANDARD WEIGHTS PLACED ON THE PAN AND MOVED TO VARIOUS POSITIONS ON THE PAN.

2. REFERENCE STANDARD INSTRUMENTS :-

INSTRUMENT	MODEL	SERIAL No	CERTIFICATE No	DUE DATE
1) STANDARD WEIGHT SET	E2	QK-I-151	C02210415	09-Feb-23

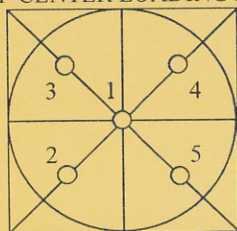
3. THIS RESULT WAS FOUND ACCURATE AS SHOWN ON DATE AND PLACE OF CALIBRATION ONLY.
4. THIS RESULT EXCLUDE LONG TERM STABILITY OF THE UNIT UNDER CALIBRATION.
5. THIS CERTIFICATE IS TRACEABLE TO THE INTERNATIONAL SYSTEM OF UNIT MAINTAINED AT:-
- NATIONAL INSTITUTE OF METROLOGY (THAILAND) THROUGH CENTRAL BUREAU OF WEIGHTS&MEASURES

RESULT OF CALIBRATION :- WITHOUT ADJUSTMENT

1. ZERO SETTING FUNCTION : NORMAL
2. TARE FUNCTION : NORMAL
3. REPEATABILITY OF READING AT 20 g WAS 0.000004 g
4. REPEATABILITY OF READING AT 100 g WAS 0.000048 g
5. DEPARTURE FROM NOMINAL VALUE/ LINEARITY

NOMINAL VALUE (g)	BALANCE READING (g)	CORRECTION (g)	UNCERTAINTY (\pm g)
0.00	0.00000	0.00000	0.000058
0.02	0.01999	0.00001	0.000058
0.10	0.09999	0.00001	0.000059
0.20	0.19999	0.00001	0.000059
0.50	0.50001	-0.00001	0.000058
1.00	1.00001	-0.00001	0.000059
2.00	2.00000	0.00000	0.000059
5.00	5.00001	-0.00001	0.000061
10.00	10.00005	-0.00005	0.000063
20.00	20.00006	-0.00006	0.000069
50.00	50.0000	0.0000	0.00011
100.00	100.0001	-0.0001	0.00019
120.00	120.0001	-0.0001	0.00022

6. OFF CENTER LOADING ERROR




POINT	READING (g)	
1	10.00001	50.0000
2	10.00002	50.0000
3	10.00001	50.0000
4	10.00001	50.0000
5	10.00002	50.0001
OFF-CENTER LOADING	0.00001	0.0001

NOTE: THIS CALIBRATION WAS CARRIED OUT AT THE CUSTOMER'S PLACE AT PRODUCTION AREA
THE REPORTED UNCERTAINTY OF MEASUREMENT WAS BASED ON A STANDARD UNCERTAINTY MULTIPLIED BY A COVERAGE FACTOR $k=2$, PROVIDING A LEVEL OF CONFIDENCE APPROXIMATELY 95%.

END OF CALIBRATION REPORT

Lambda UV Preventive Maintenance (PM)

Company Name:	S.P.S. CONSULTING SERVICE CO., LTD.		
Address:	7, Soi Phaholyothin24, Ladyao, Jatujak, Bangkok		
User Name:	K. Benjawan	WO Number:	WO-01338285
Telephone Number:	086-141-2523	PM Number:	6 of 6 P
Customer Support Engineer:	K. Anon	Certificate Number:	UV2043-2021
Date PM Performed: (DD-MMM-YYYY)	27-Jul-2021	Next PM Due Date: (DD-MMM-YYYY)	27-Jan-2022

Part Number	Release	Publication Date	
09370504	B	March 2013	

Scope

The purpose of this PM is to ensure the continued functionality of the PerkinElmer Lambda UV/Vis Spectrophotometer by inspecting and replacing any worn or damaged parts. This service should only be performed by a trained representative of PerkinElmer. The customer should save their method before the PM begins.

General Instructions:

The customer must provide the engineer operational data to demonstrate recent instrument performance prior to starting the PM. Always check with the customer before making any changes that may affect the customer's analysis should be signed by an authorized PerkinElmer and customer representative and left with the customer. Update the PM sticker and instrument logbook as required.

Copyright Information

This document contains proprietary information that is protected by copyright. All rights are reserved. No part of this publication may be reproduced in any form whatsoever or translated into any language without the prior, written permission of PerkinElmer, Inc. Copyright © 2009 PerkinElmer, Inc.

Trademarks

Registered names, trademarks, etc. used in this document, even when not specifically marked as such, are protected by law. PerkinElmer is a registered trademark of PerkinElmer, Inc. All other trademarks and registered trademarks not owned by PerkinElmer, Inc. or its subsidiaries that are depicted herein are the property of their respective owners. Except as specifically set forth in its terms and conditions of sale, PerkinElmer makes no Warranty of any kind with regard to this document, including, but not limited to, the implied warranties of merchantability and fitness for a particular purpose. PerkinElmer shall not be liable for incidental or consequential damages in connection with the furnishing or use of this document.

Component List

Component Specific Model	Serial #	Software Version		Configuration Notes
Lambda 25	501S14123010	6.2.0.0741	STD	1.27
-	-	-	-	-
-	-	-	-	-
-	-	-	-	-

Parts Lists

Parts Included with the PM				
Part Number (if applicable)	Description	Quantity	Batch/Lot/SN #	Expiration Date (MM/YY)
B250 0999	Stray Light standard			
	Nal cell	1	11200	Oct-21
	NaNO2 cell	1	21175	
	KCl cell	1	31873	
	H2O	1	72075	
B050 7805	Secondary Standards for calibration of wavelength and photometric accuracy or use NBS/NIST 390 standards			
	Gray Glass G1	1	4660	Oct-21
	Gray Glass G2	1	4575	
	Gray Glass G3	1	4525	
	Holmium Glass	1	5499	

Additional Tools Required for PM				
Part Number (if applicable)	Description	Quantity	Serial #	Calibration Due Date (MM/YY)
-	-	-	-	-
-	-	-	-	-
-	-	-	-	-
Additional Reagents and Standards Required for PM				
Part Number (if applicable)	Description	Quantity	Batch/Lot #	Expiration Date (MM/YY)
-	-	-	-	-
-	-	-	-	-
-	-	-	-	-

Procedure Checklist

Use (✓) to check off those steps in the checklist that have been completed.

1. General:

- ☒ Review the instrument performance with the customer and document any recent problems.
- ☒ Inspect the customer log book and make any appropriate PM entries.
- ☒ Perform general inspection of system for cleanliness.

2. Optical checks:

- ☒ Lamp Alignment/Energy
- ☒ Sample Compartment Windows/Monochromator
- ☒ Mirror and Grating Alignment
- ☒ Cell Holder Alignment

3. Mechanical:

- ☒ Physical inspection – Please write any comments in the additional comments section.
- ☒ Grating Drive Mechanism.
- ☒ Lamp Change Mechanism.
- ☐ Slit Drive Manual Servo.

4. Test:

Refer to Appendix A for the specifications of the instrument being tested.

- ☒ D2 Wavelength accuracy

	Actual Value	Specification
Accuracy at 656.1 nm	656.09	± 0.1

☒ Holmium Oxide wavelength accuracy

Filter ID #		5499		
Test	Calibration Value	Actual Value	Deviation	Specification
279.3 nm	279.3	279.37	-0.07	± 0.5
360.8 nm	360.9	360.92	-0.02	± 0.5
459.9 nm	459.9	460.00	-0.10	± 0.5
536.4 nm	536.2	536.33	-0.13	± 0.5

☒ Scattered Light.

Test	Filter ID #	Result	Specification
NaI @ 220 nm	11200	-0.1294	< 0.02 %T
NaNO ₂ @ 340 nm	21175	0.0034	< 0.02 %T
NaNO ₂ @ 370 nm	21175	0.0027	< 0.02 %T
KCl @ 200 nm	31873	2.2355	≥ 2 A

☒ Baseline Flatness.

Corrected Baseline	Specification
0.000316	± 0.001 A

☒ Noise Test @ 500 nm.

Actual Value	Specification
0.0000250	± 0.00008 A

☒ Photometric Accuracy.

Filter 1 ID #		4660		
Test	Calibrated Value	Actual Value	Deviation	Specification
440 nm	0.3208	0.3240	-0.0032	± 0.006 A
546 nm	0.3029	0.3049	-0.0020	± 0.006 A
635 nm	0.3572	0.3584	-0.0012	± 0.006 A
Filter 2 ID #		4575		
Test	Calibrated Value	Actual Value	Deviation	Specification
440 nm	1.06	1.0627	-0.0027	± 0.006 A
546 nm	0.9835	0.9851	-0.0016	± 0.006 A
635 nm	1.007	1.0087	-0.0017	± 0.006 A
Filter 3 ID #		4525		
Test	Calibrated Value	Actual Value	Deviation	Specification
440 nm	0.4981	0.4998	-0.0017	± 0.006 A
546 nm	0.4739	0.4751	-0.0012	± 0.006 A
635 nm	0.5274	0.5286	-0.0012	± 0.006 A

5. Accessory (where applicable):

- ☐ Integrating Sphere
- ☐ Reflecting Attachment
- ☐ Cell Changer
- ☐ Sipper
- ☐ Auto Sampler


6. Review:

- ☒ Review with the customer PM work performed.
- ☒ Review with the customer routine maintenance procedures.
- ☒ Discuss recommended customer-supplied materials to have on hand
- ☒ Attach PM sticker.
- ☒ Update Logbook.

Additional Comments

Additional Comments Regarding the PM

Review

<i>The preventive maintenance checks and if applicable performance tests for Lambda UV have been completed.</i>	
<i>This Lambda UV Passes <input checked="" type="checkbox"/> Fails <input type="checkbox"/> the preventive maintenance.</i>	
Review of Preventive Maintenance:	
Authorized PerkinElmer Representative: 	Date: 9-Aug-21 (DD-MM-YYYY)
Authorized Customer Representative:	Date: 9-Aug-21 (DD-MM-YYYY)